

Demonstrating Results:

The need for improved collection and dissemination of agricultural and rural statistics


Eija Pehu

Wye City Group: Statistics on Rural Development and Agricultural Household Income; May 24-25, 2010



THE WORLD BANK





75% of the world's poor are rural and most are involved in farming. In the 21st century agriculture remains fundamental for poverty reduction, economic growth and environmental sustainability.

World Development Report 2008

The three functions of agriculture for development

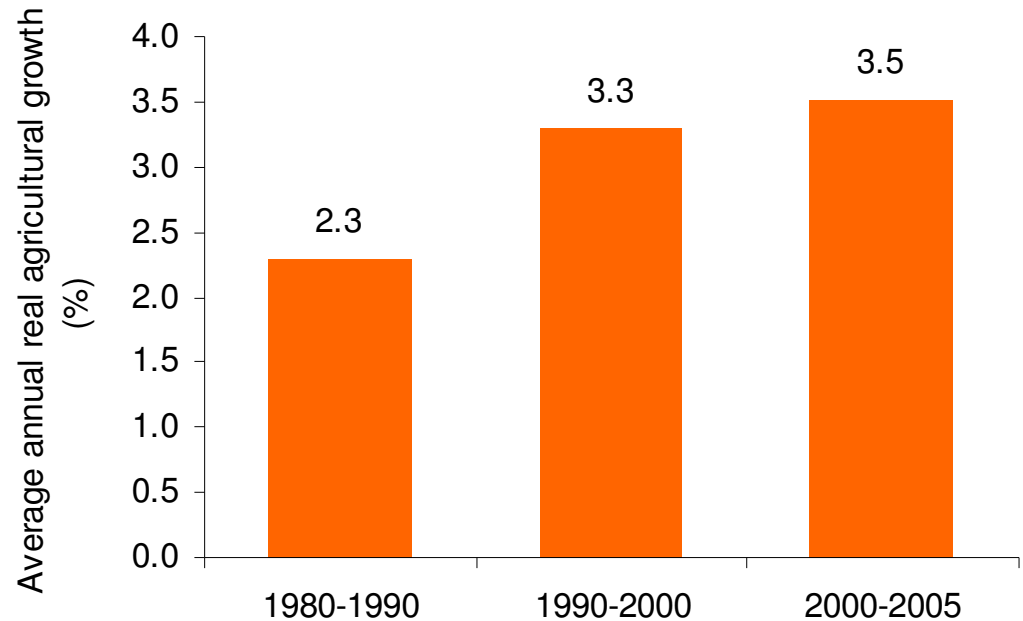
1. Lead sector for growth
2. Lead sector for poverty reduction
3. Major impact on natural resources

1. Economic growth

The Millennium Development Goals cannot be met without higher agricultural productivity, especially in Africa

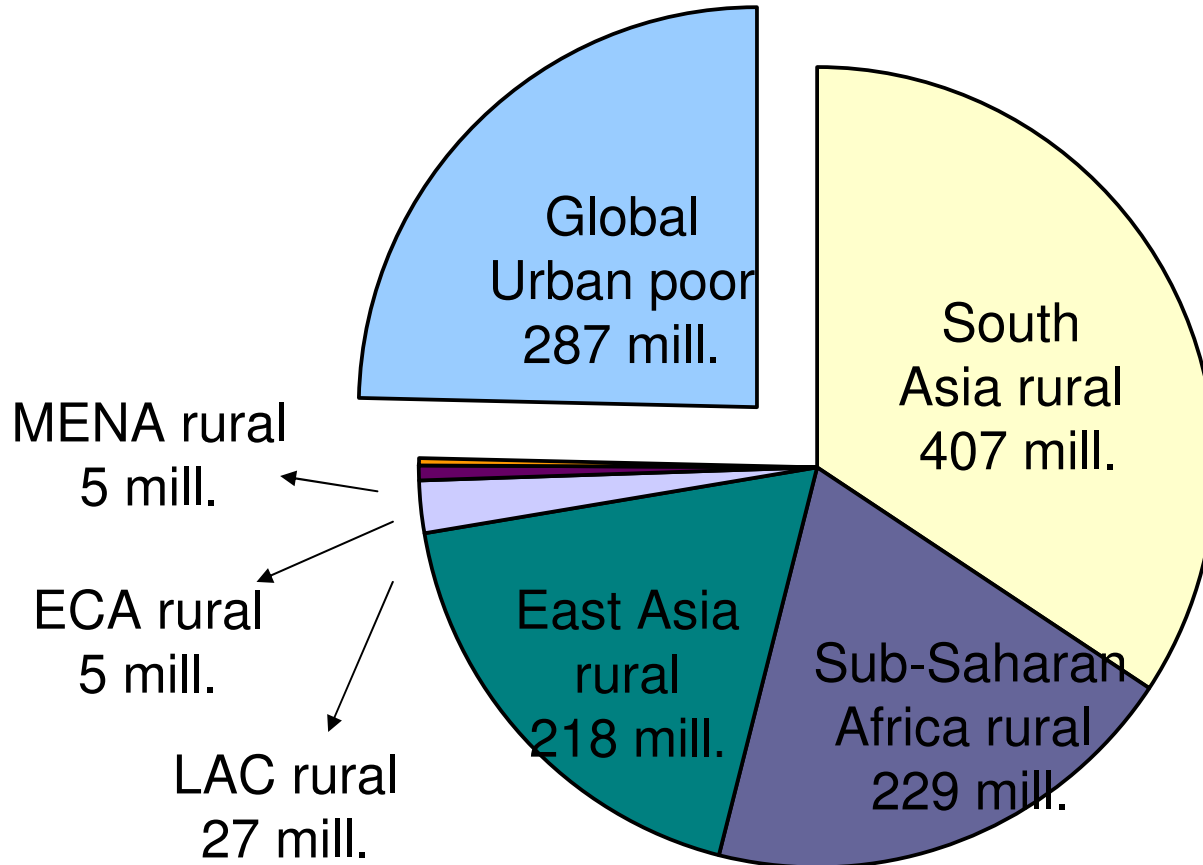
- Large sector for GDP growth
- Affordable food and wage competitiveness
- Comparative advantage in trade
- Strong growth linkages

Accelerating agricultural growth in Africa



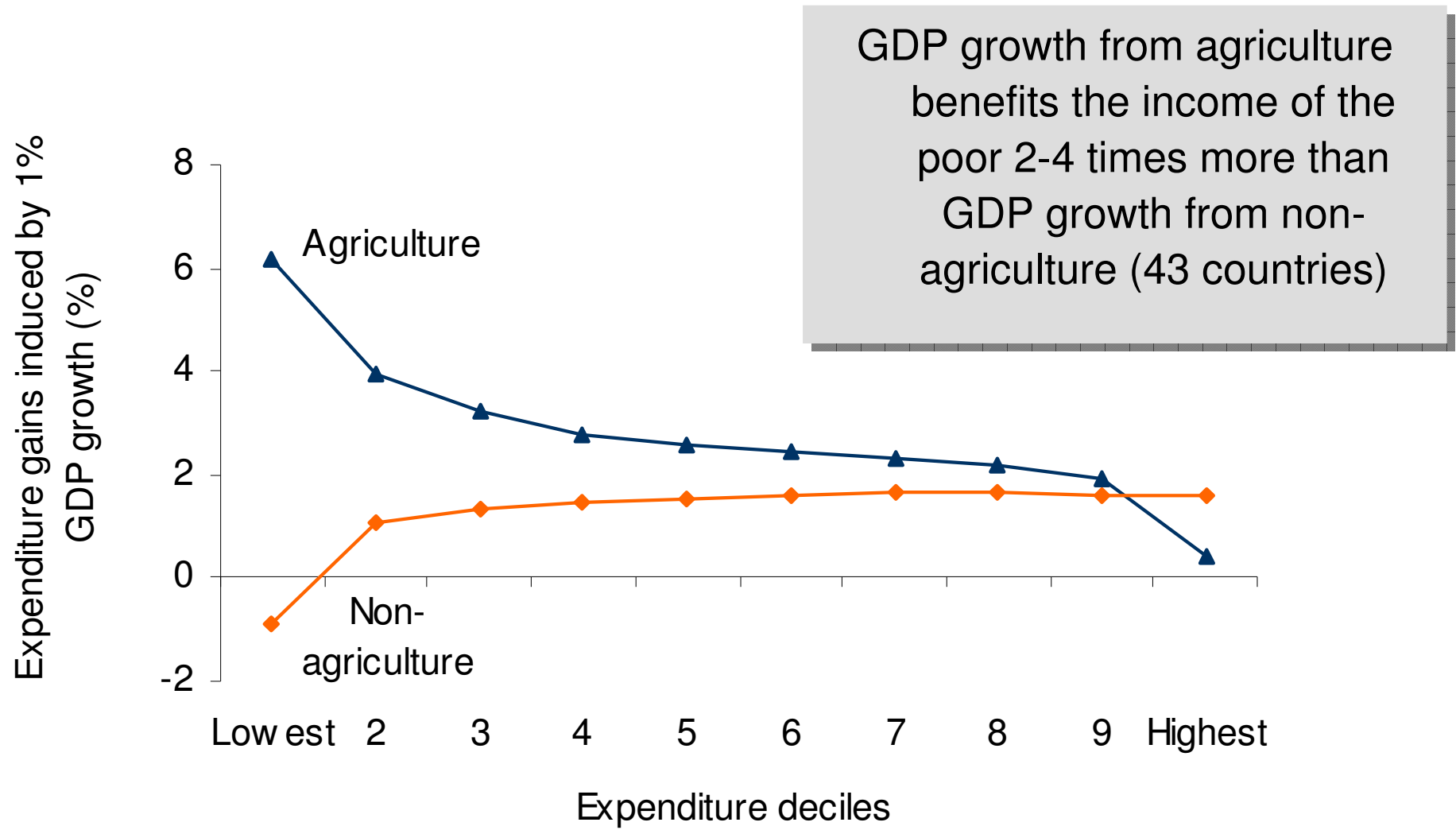
2. Poverty reduction

Global extreme poverty 2002, \$1.08 a day



- 2.5 billion people depend directly on agriculture
- 800 m smallholders
- 75% of poor are rural and the majority will be rural to about 2040

Growth from agriculture is especially effective for poverty reduction



3. Environmental sustainability

Important user of natural resources:

§70-75% of fresh water resources

§40% of land area

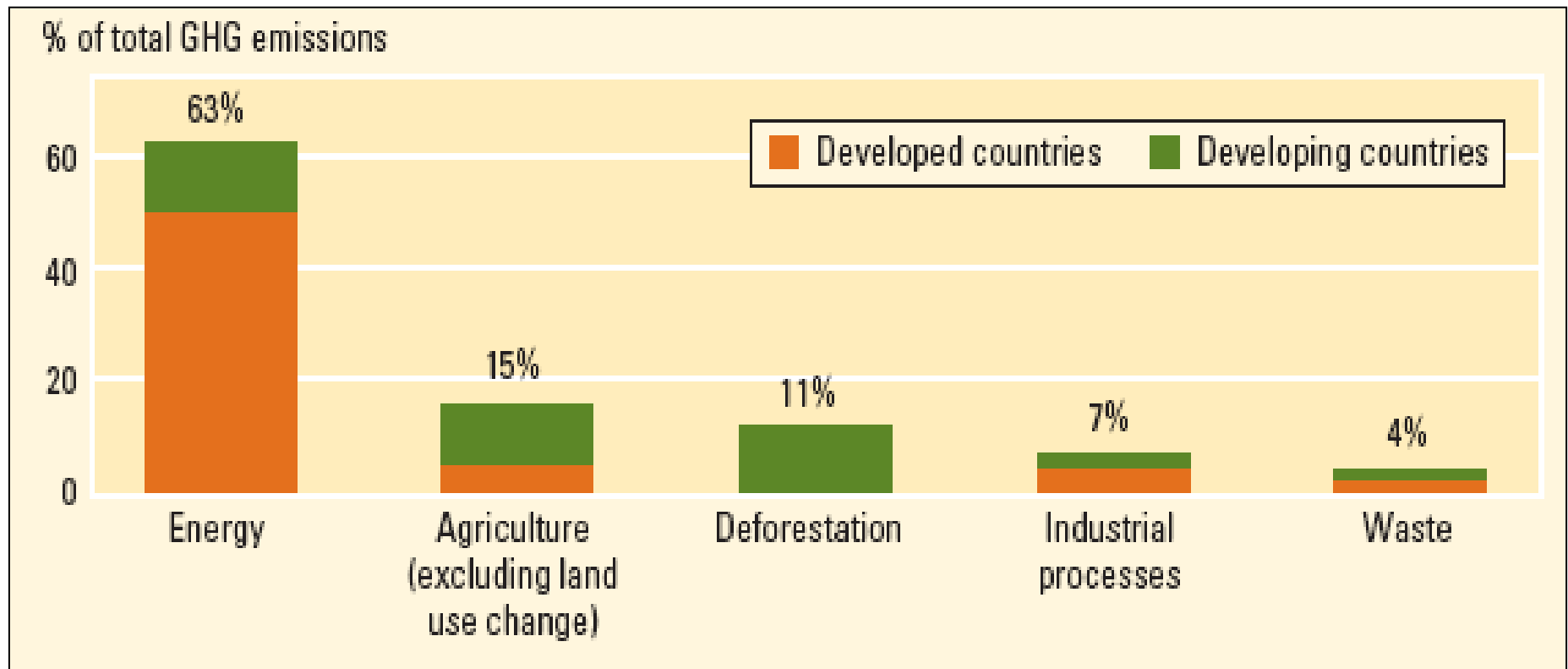
§25-30% of greenhouse gas emissions



Many Opportunities:

Sustainable farming systems and environmental services (conservation farming, agroforestry, managing landscapes for climate resilience)

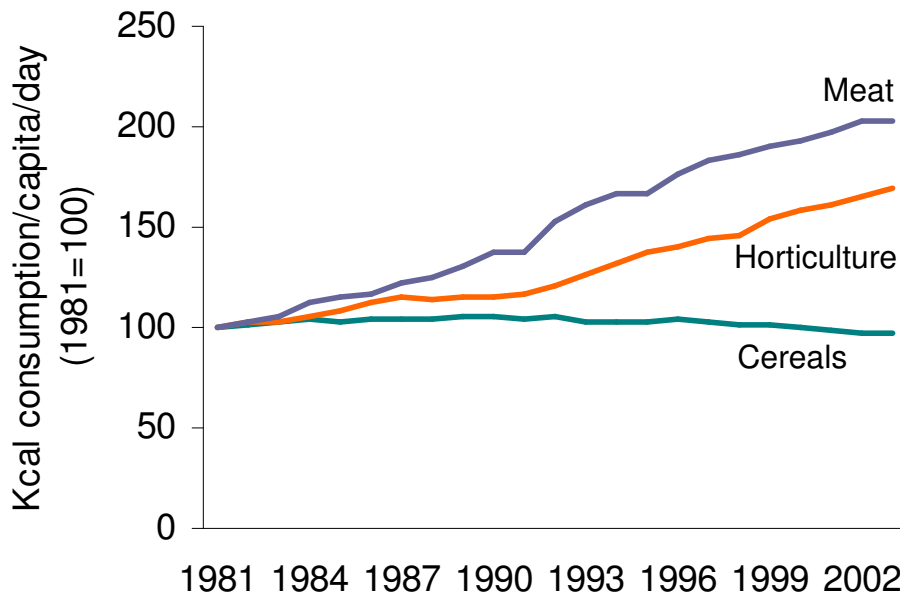
Agriculture is the 2nd Largest Emitter Global Greenhouse Gases (GHG)



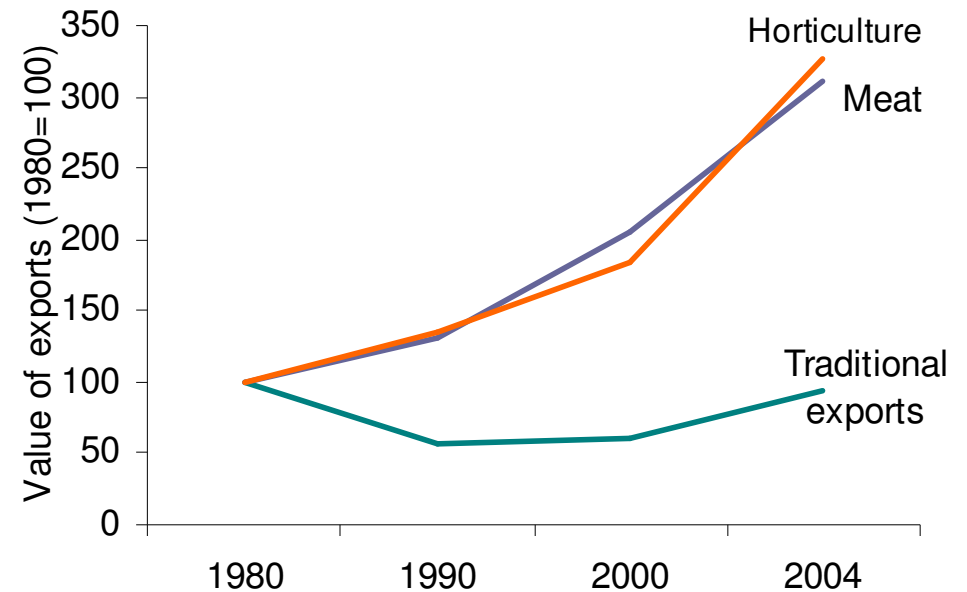
Improved Opportunities

Changing diets – a new agriculture of high value products and non-traditional exports

Developing country consumption



Developing country exports



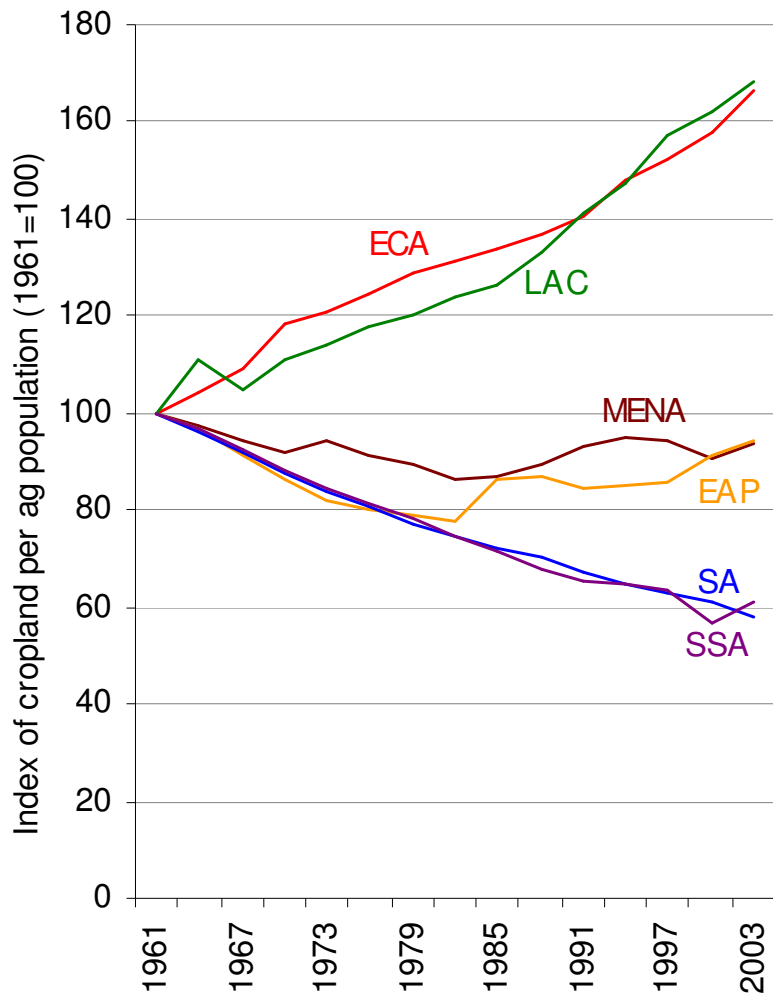
Improved Opportunities

- Technological innovations:
 - Conservation farming, precision farming, improved and resilient varieties – NERICA rice, Bt cotton
 - Information technology
- Risk management innovations (weather insurance)
- Stronger producer organizations
- Public-private-civil society partnerships

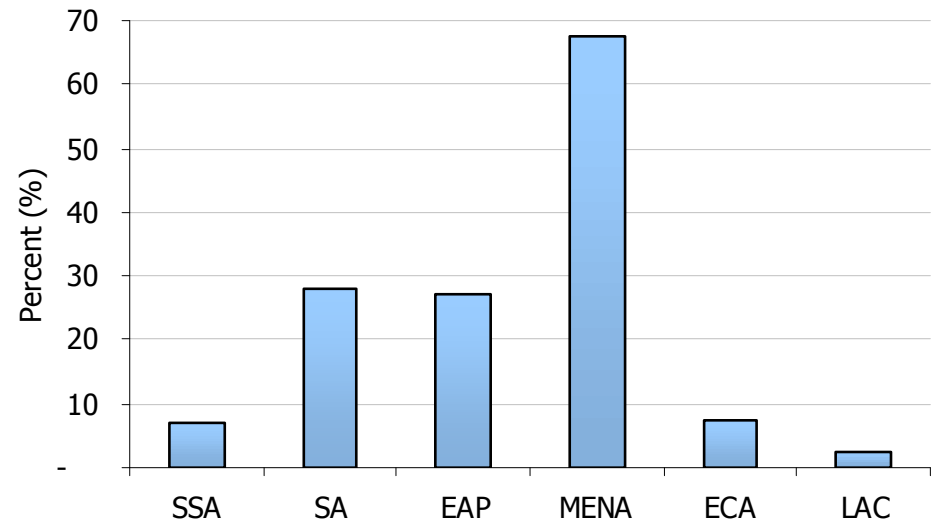
But Major Challenges...

Increasing land and water constraints

Cropland per capita of agricultural population

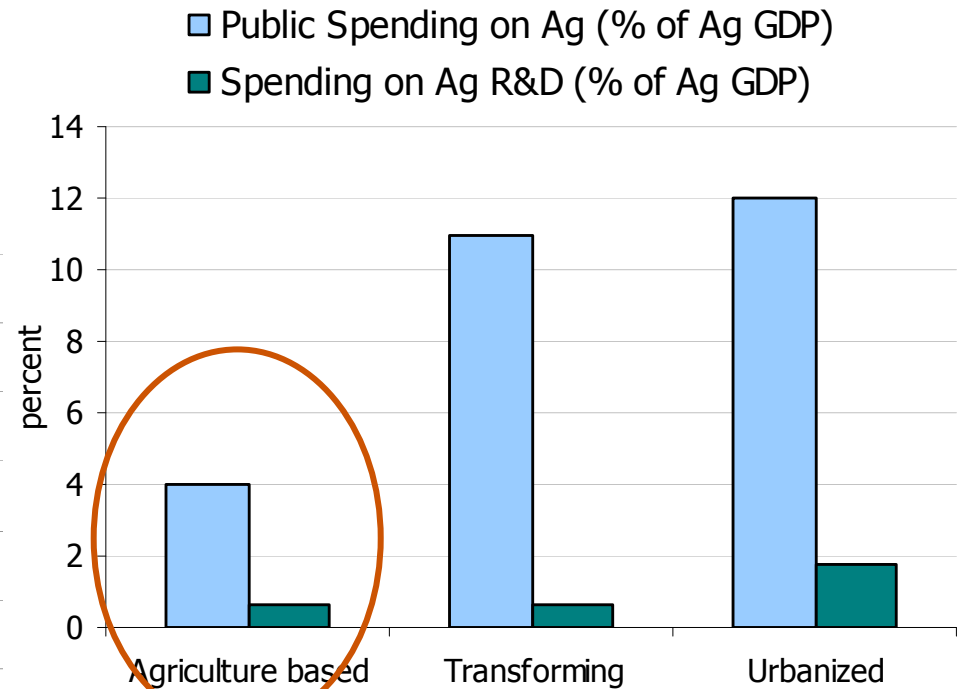
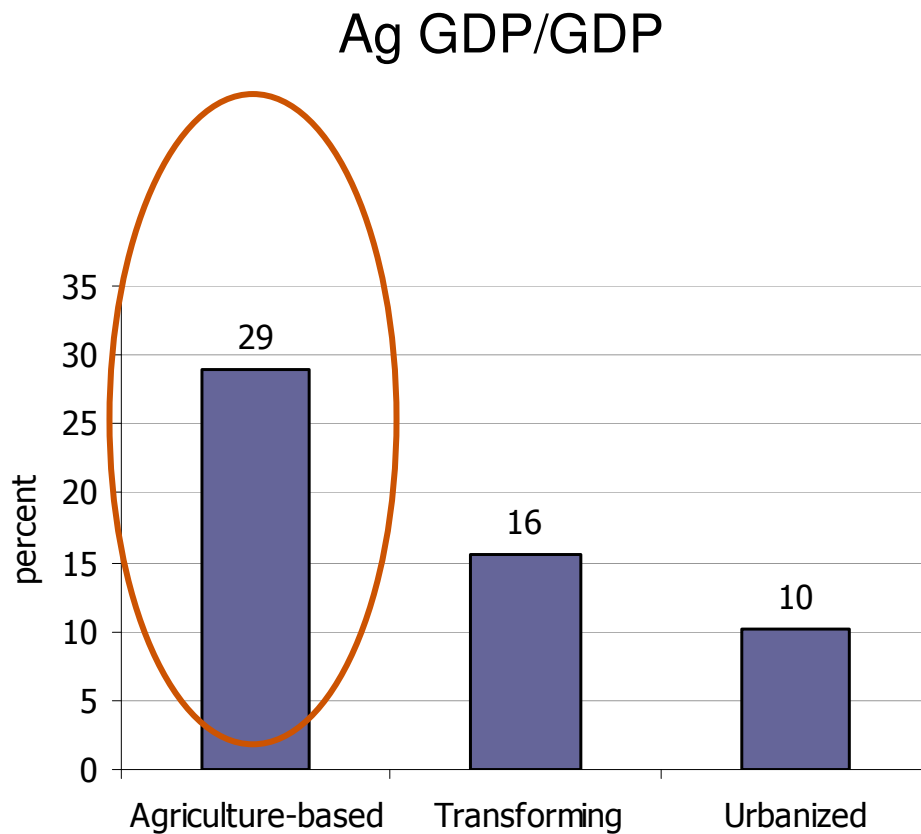


% of population in absolute water scarcity



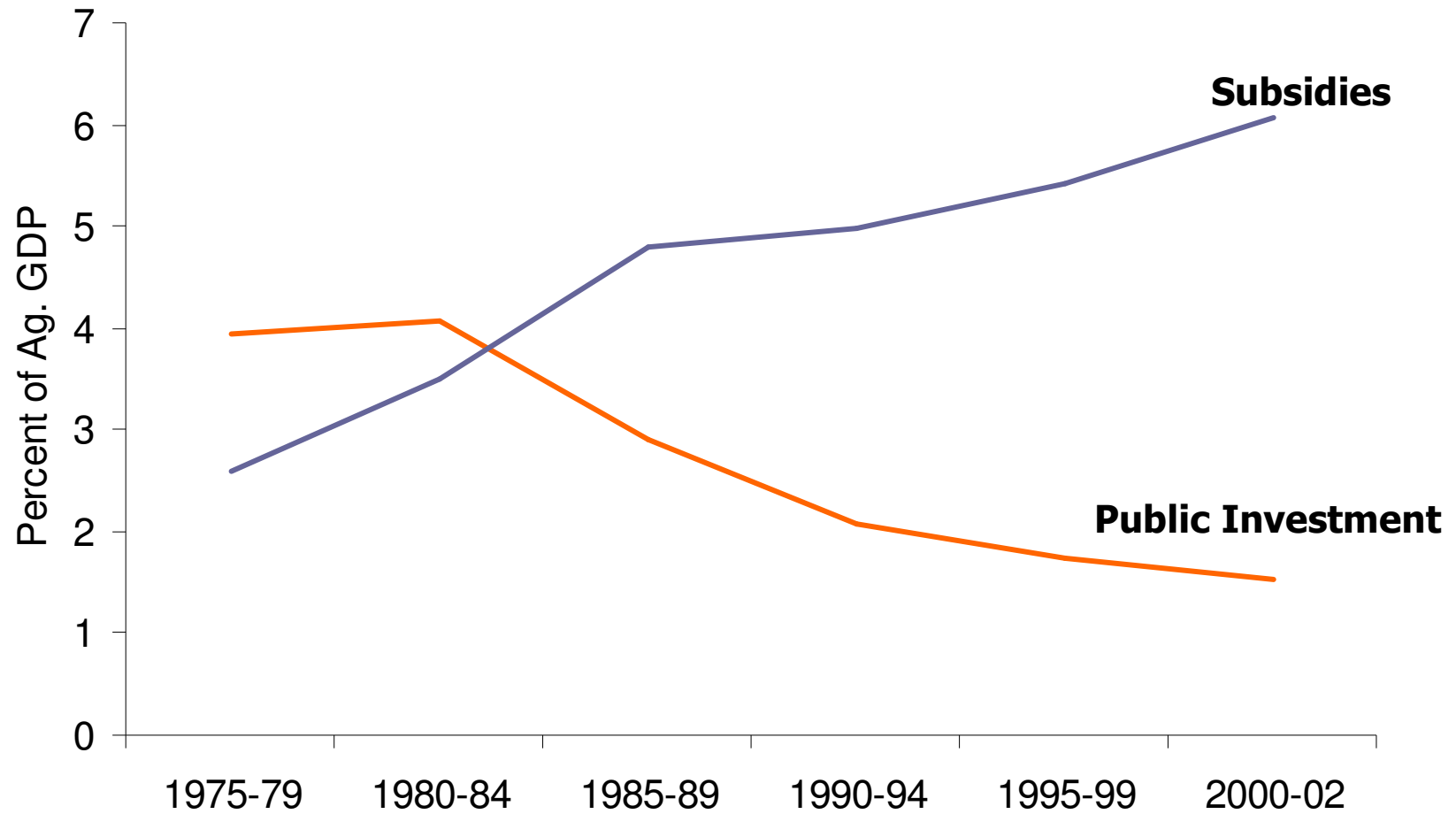
Challenges

Agricultural-based countries spend too little on agriculture (and R&D)



Challenges

“Misinvestment” is also pervasive



Challenges

Rising rural-urban disparities

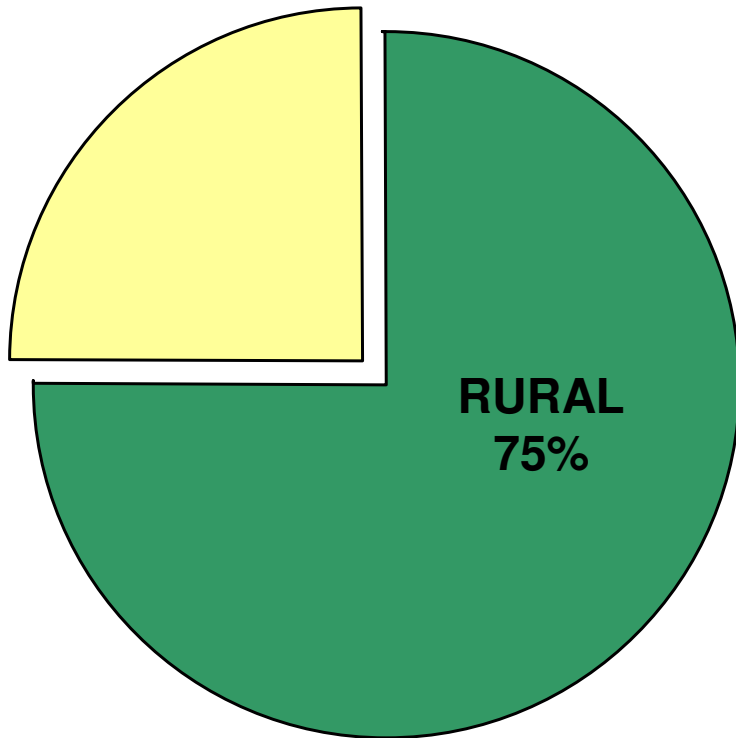


Agriculture re-emerging on the global agenda

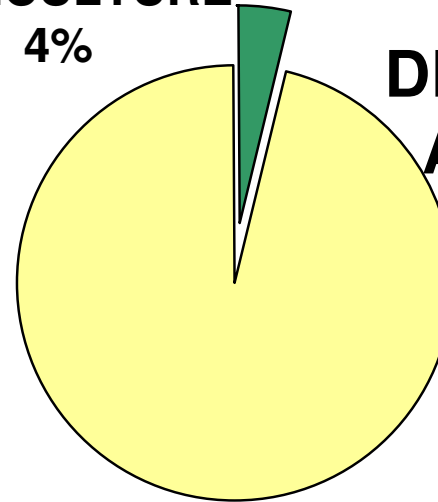
- The food price spike in mid-2008, and its devastating impact on the poor, amplified the need to reinvest in agricultural in developing countries
- Donors responding, for example
 - at G8 “plus” meeting in L’Aquila, G20 summit in Pittsburgh, and set up a multilateral financial coordination mechanism -- Global Agriculture and Food Security Program launched in April.
 - World Bank Group assistance to agriculture and rural development increased from an average of 4.1 billion in fiscal years 2006-2008 to 7.3 billion in fiscal year 2009.

BUT

WORLD POOR



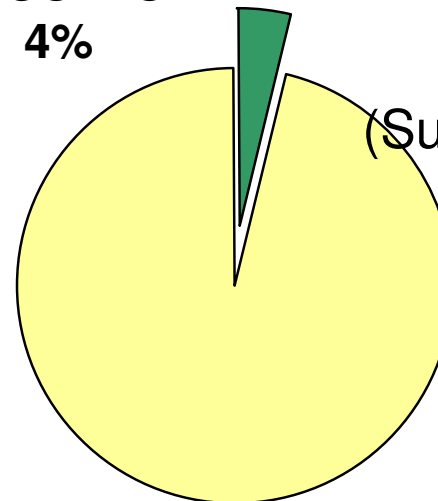
AGRICULTURE
4%



OFFICIAL DEVELOPMENT ASSISTANCE

(12% in 1990)

AGRICULTURE
4%



PUBLIC SPENDING

(Sub-Saharan Africa)

What gets measured, gets done...Importance of Gender disaggregated data

- Women farmers significant for food production and as part of the rural labour force
- Roles; selection of crops; livestock and fisheries chores as well as access to assets and services differ by gender
- We need to know this to design effective interventions and to track progress.
- A challenge for agricultural statistics

Reform of the Consultative Group of International Agriculture Research System -- - impact on the ground

- Move towards mega-programs with development impact orientation
- Partnering between research, private sector and development programs
- Need to be able to have baseline data and measure impact

Therefore, more than ever we need:

- **To demonstrate results in order to influence decision makers to support more and better agricultural investments**

However

- Declining number of countries reporting basic production data
- Loss of statistical capacity
- Agriculture left out of National Strategies for Development of Statistics
- Duplicative efforts within countries resulting in conflicting data and numbers lacking comparability and timeliness
- Forestry, fisheries outside national and agricultural systems

Moreover, the in-country dilemma – who does what?

- National Statistics Offices
- Ministry – Departments of Agriculture
- Land Management/Natural Resources Agencies
- Marketing Boards/ Commissions
- Health, education agencies
- Development efforts by donors, WB, etc.

Each collects data for own use with results that do not always agree – and limited ability to share data

The World Bank is engaging...

- The World Bank is a data user
- Provides technical support to improve statistics
- National strategies to develop statistics
- Statistical capacity building
- Integrating agriculture into World Bank's living standards measurement survey (LSMS)
- Improvement of livestock statistics (pilot in 6 African countries)
- Source book with the Global Donor Platform for Rural Development (GDPRD) and FAO:
 - *Tracking Results in Less-Than-Ideal Conditions*
- Working with the United Nations Statistical Commission (UNSC) in support of the *Global Strategy to Improve Agriculture and Rural Statistics*

The World Bank strongly supports the pillars of the UNSC Global Strategy

- Minimum set of core data to satisfy requirements for menu of indicators
- Integrate Agriculture into the national statistical system
- Sustain the agricultural statistics system through governance and statistical capacity building.

The way forward


- Firm-up implementation plan in Uganda in October
 - With guidance from expert working groups such as the Wye City Group
- Then move to national action plans
- In parallel, build need for required research into work plans of international organizations
- Call to Donors to support capacity building and ensure sustainability of funding

It can be done! Examples of good practice

- **Brazil—integration of agricultural census with population census**
 - **Geo referenced holdings linked to households in population census**
 - **Result is master sample frame**
- **China—Integrated statistical system**
 - **Survey framework based on multiple variable sampling from Agricultural Census**
 - **Integrates statistical needs for different levels of government**

Lessons learned from the International Comparison Program

- **ICP is a statistical initiative managed by the WB. It includes over 100 countries in 5 regions**
- **Partnerships formed between national statistical offices and ICP regions**
 - **Australian Bureau of Statistics (Asia), UK Office of National Statistics (Africa), Statistics Canada (South America), Statistics office of the Russian Federation (CIS Countries).**
- **Partnerships contributed to the success of ICP 2005**



75% of the world's poor are rural and most are involved in farming. In the 21st century agriculture remains fundamental for poverty reduction, economic growth and environmental sustainability.

World Development Report 2008